




















Quarter 2 2019/2020

Current RAG	Performance Measure Description	Frequency	July 2019		August 2019		September 2019	
			Value	Target	Value	Target	Value	Target
	CP01 Number of households on the councils housing register assessed as having a housing need.	Months	850		749		753	
		This measure shows the number of households assessed as having a housing need and placed in the top four priority bands of the housing register (Emergency Band, plus bands 1, 2 and 3). Households allocated to Bands 4 and 5 are not considered to be in "need".						
	CP02 Number of households living in temporary accommodation	Quarters					49	
		This measure outlines the number of households living in temporary accommodation on the night of 30 th October 2019.						
	CP04 Total rateable value of businesses in the district	Half Years					110,618,948	
		The figure of 110,618,948 is the total combined rateable value based on the 4,585 hereditaments (business properties) that appear on the commercial rating list as at the end of September.						
	CP05 % of Council Tax collected	Months	38.34%	38.85%	47.49%	48.25%	56.74%	57.60%
		This measure outlines the cumulative proportion of Council Tax collected for the year against the expected amount. This is currently showing amber indicating it is below target for this period.						
	CP06 % of Non-domestic Rates Collected	Months	40.27%	41.60%	49.12%	50.10%	57.81%	59.10%
		This measure outlines the cumulative proportion of Non-domestic Rates collected for the year against the expected amount. NNDR is below target at the end of the quarter by 1.29%.						
	CP07 % of Rent collected	Months	32.85%	30.45%	40.38%	41.05%	49.98%	49.35%
		This measure outlines the cumulative proportion of Rent collected for the year against the expected amount. Quarter 2 target has been achieved.						
	CP08 % of planning applications approved	Months	94.97%		95.55%		95.36%	
		The percentage of applications approved remains high. This shows only a small percentage of planning applications are refused, encouraging development within the district and promoting the growth strategy of SK.						
	CP09 Processing of planning applications: Major applications (in a timely manner)	Months	87.50%	60.00%	87.50%	60.00%	88.89%	60.00%
		Major applications are those for more than 10 dwellings or over 1,000 sqm non-residential floorspace. Performance of 88% is excellent, exceeding the national target of 60% by a significant amount. Due to the relatively small number of major applications determined, the performance on these applications can vary by a large degree.						

Current RAG	Performance Measure Description	Frequency	July 2019		August 2019		September 2019	
			Value	Target	Value	Target	Value	Target
	CP10 Processing of planning applications: Minor applications (in a timely manner)	Months	77.48%	65.00%	76.81%	65.00%	75.78%	65.00%
			Minor applications are those for less than 10 dwellings or below a floorspace of 1,000 sqm for non-residential development. It includes applications for change of use. This is a good result which significantly exceeds the national target of 65%. It has been achieved despite a reduction in staffing levels and a backlog of administrative work. SKDC receives a higher number of minor applications than other authorities who deal with a similar overall number of applications.					
	CP11 Processing of planning applications: Other applications (in a timely manner)	Months	90.09%	80.00%	87.88%	80.00%	87.03%	80.00%
			Other applications include householders, listed building consent and advertisement consent applications. The performance achieved has been good, exceeding the national performance target of 80%. It has been achieved despite a reduction in staffing levels, training of new inexperienced staff and a backlog of administrative work.					
	CP12 Average time taken to process planning applications - Majors	Months	328		370		455	
		Quarters					455	
			Major applications are those which exceed 10 dwellings in size or have a non-residential floorspace of more than 1,000 sqm. There have been some significant applications determined during this period which, by their nature, have taken longer to assess and bring to Planning Committee for a decision. Some applications were dealt with by officer who has now left the authority with a resulting lag as new consultants have taken over the work.					
	CP13 Average time taken to process planning applications - Non-majors	Months	88		78		87	
		Quarters					87	
			Non-major applications are those which include householder, minor and other types of applications. The trend for average time to determine non-major applications has been increasing due to staff shortages and increase in workload in both the support and professional planning teams. The time taken to register and validate applications has been longer over the period due to a backlog in the support team. Several planners have recently left the authority and although they have been replaced by consultants, this has still placed pressure on remaining staff which has affected the length of time taken to determine non-major applications.					
	CP14 Occupancy rates of retail units in town centres	Quarters					91.83%	90%
			Within this quarter, there has been a minor increase in vacancy. This is due to the towns of Grantham, Stamford and Bourne seeing an increase in unoccupied units. In total, this brings the vacant units to 72 resulting in a total occupancy across 4 towns at 91.8%.					
	CP15 Number of vacant business properties	Quarters					396	
			This measure records the current number of vacant business properties across the district. There has been no change since Q4 of 2018/19, and the number has remained relatively static for the last 5 reporting periods.					

Current RAG	Performance Measure Description	Frequency	July 2019		August 2019		September 2019	
			Value	Target	Value	Target	Value	Target
	CP16 % of Food establishments in the area achieving 3 (generally satisfactory) or above in food hygiene rating scheme	Months	98.01%	97.00%	98.02%	97.00%	98.13%	97.00%
		Over 98% of food establishments are broadly compliant with food hygiene law. This is equivalent to achieving a score of 3 or more for those premises rated under the Food Hygiene Rating Scheme.						
	CP17 % of streets that meet clean streets standard	Quarters					90.14%	
		This indicator measures the cleanliness of the streets based on the amount of litter, detritus and graffiti on the street. It is assessed by the Street Scene supervisors and graded as A, B, C or D with A being very clean and D being unacceptable. A&B count as having met the clean street standard. During quarter two 71 streets were assessed in the district. Seven of these fell into a category C in the clean streets standard. No streets fell into category D.						
	CP18 Number of fly tipping incidents received	Months	313		406		481	
		This measure indicates the number of reports of fly tipping that are made. The monthly figure is cumulative, each month showing the total numbers of incidents reported since April 2019. This year the figure reported is slightly lower than last year which stood at 506 incidents September 2018.						
	CP19 Number of apprenticeships hosted within SKDC	Quarters					9	14
		This measure is a simple count of the number of apprentices employed by South Kesteven District Council. We have 9 apprenticeships currently at SKDC, with a further 6 due to commence in the next quarter. This will meet the national target.						
	CP21 Percentage of household waste sent for reuse, recycling and composting (formerly NI 192)	Months	43.49%	45%	44.35%	45%	43.97%	45%
		This indicator measures the percentage of household waste that has <u>not</u> been sent to the energy from waste plant (non-recyclables). The amount of waste that has been recycled has increased this period and is achieving the target.						