

Planning Process Performance in:

Multiple selections



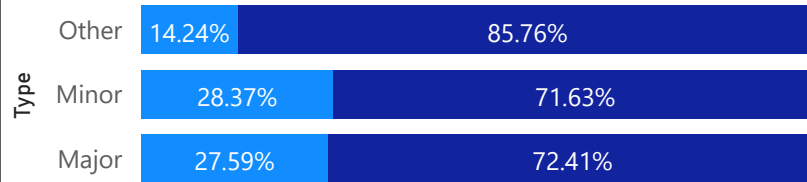
Q1 2020/2021 to Q3 2020/2021

Planning applications processed


820

Processing of Planning Applications Within Time/Agreed Time

Within Time ● N ● Y

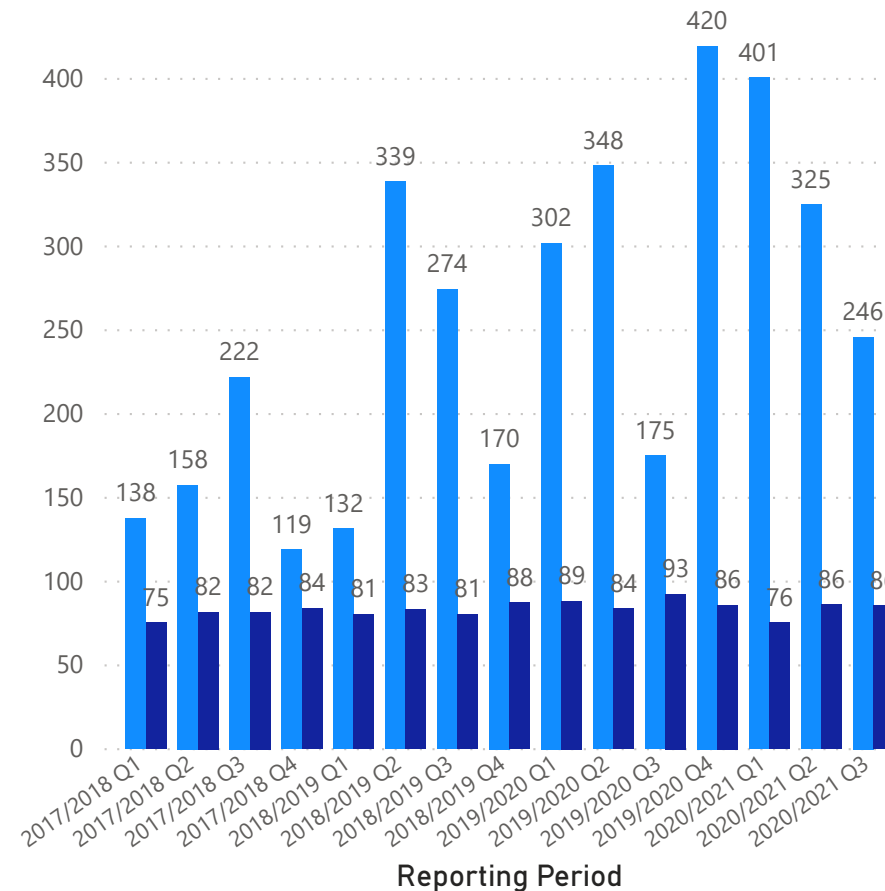


Planning Applications Decisions



Average Days of Determination

● Major ● Non-Major



Commentary/Implications

Processing of Planning Applications:

72.4 % of major applications were determined in time. The national target is 60%.
 71.6% of minor applications were determined in time which is above the national target of 65%.
 85.7% of other applications were determined in time which is well above the national target of 80%.

The above figures have been achieved largely through the use of extensions of time and managing increased workload and reduced capacity.

Average Days of Determination:

This remains high and is a challenge due to:

1. Reduced capacity – with the loss of two agency workers and the recruitment of one agency worker while recruiting to two permanent positions going forward
2. Changes to the constitution requiring that all majors be determined by Committee
3. Complexities and quality of some major applications. In the quality area, particularly those applications submitted before pre-application, engagement was enhanced through Design PAD, so more reworking of proposals is required during the application process.
4. Awaiting further information from applicant

The use of some temporary resource; the refusal, without delay, of sub-standard applications where paid pre-application advice has not been sought; and the recruitment of additional officers in the coming months, should all assist in reducing average determination days going forward