

Reporting Period: Apr 2021 to Jun 2021

42.63%

Recycling Re-use & Composting Rate in Period

42.50%

2021/22 Recycling Re-use and Composting Target

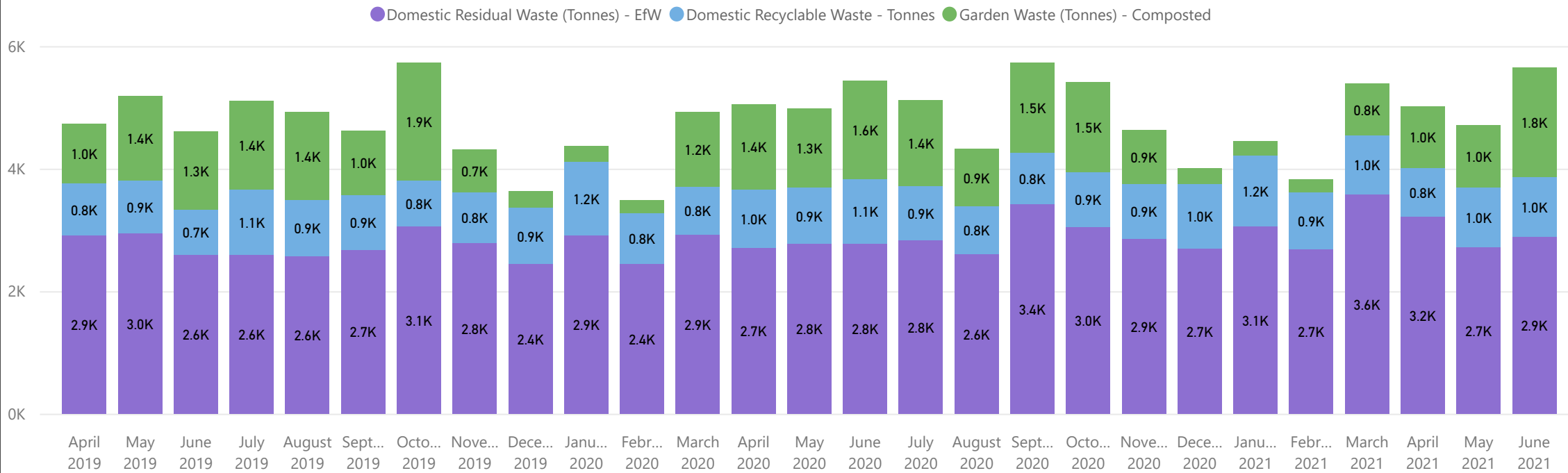
43.66

Residual Waste Per 1000 Households In Period

45

2021/22 Residual Waste per 1000 Households Target (Tonnes)

Waste Collection Composition (Tonnes) by Month



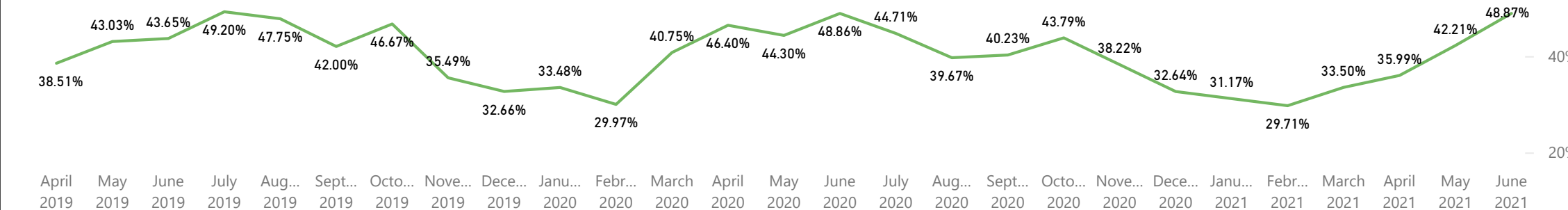
8,822.74

Total Domestic Residual Waste (Tonnes) in Period - EfW

2,751.60

Total Domestic Recyclable Waste (Tonnes) in Period

Recycling, Re-use & Composting Rate



3,803.88

Total Garden Waste (Tonnes) in Period- Composted

**Reporting Period: Apr
2021 to Jun 2021**

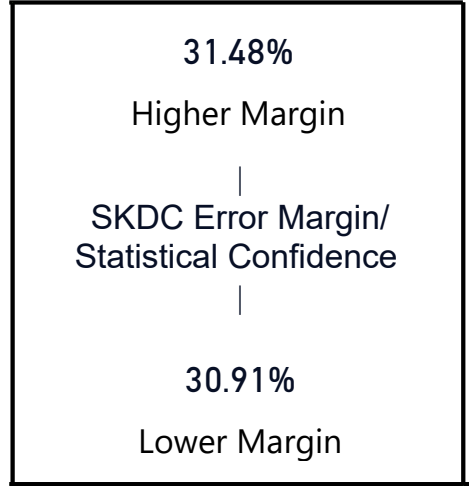
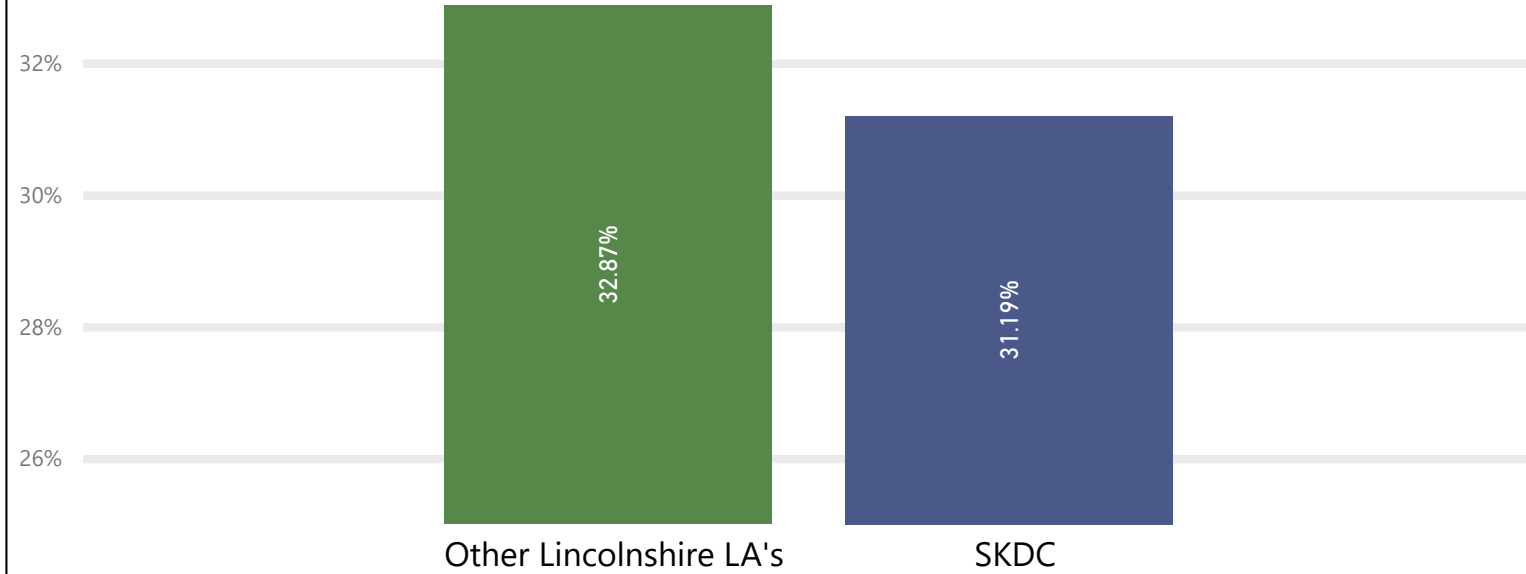
31.19%

Total Non-Target Recyclable Materials in Recycling
Waste (Based on Samples) In Period

30.00%

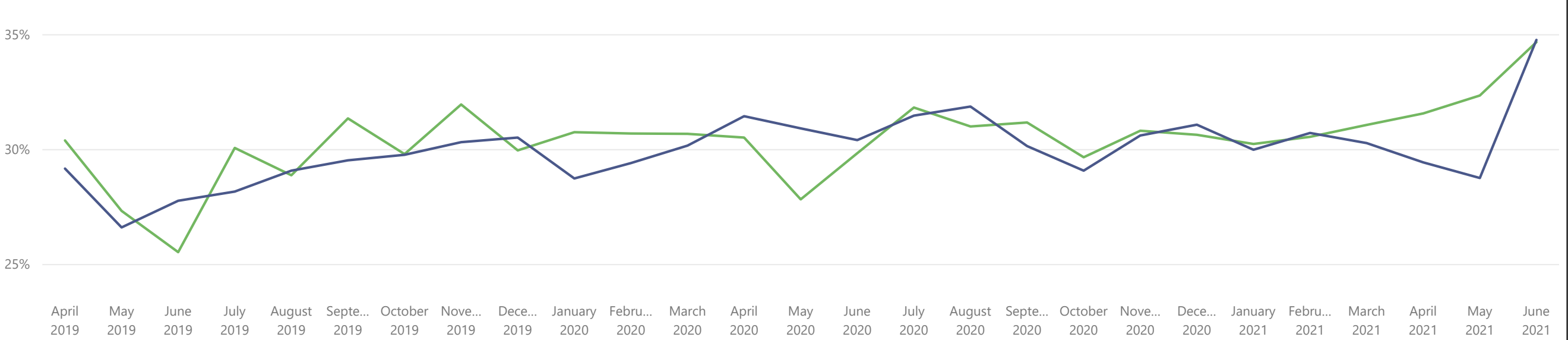
2021/22 Non-Target Material Volume Target (Less Than)

Proportion of Collected Recycling Waste which is Non-Target Recyclable Materials (Based on Samples) -
used for Refuse Derived Fuel - in Relation to other Local Authorities in the Region

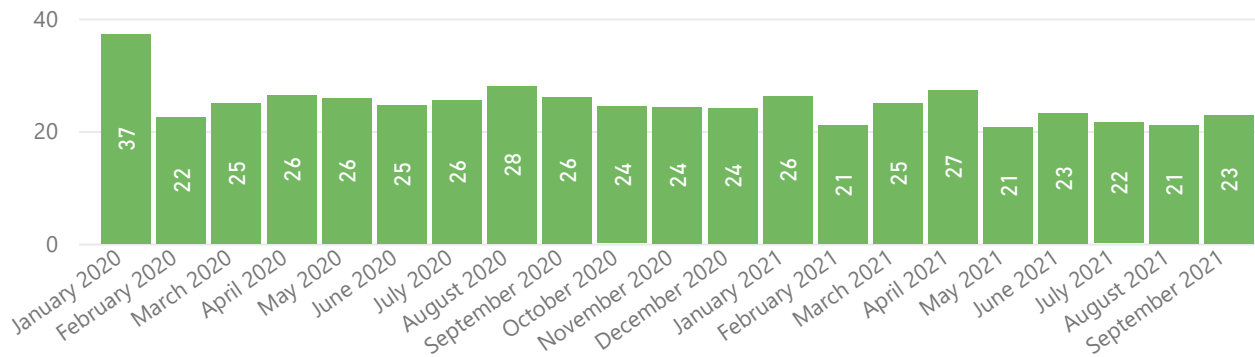


Proportion of Collected Recycling Waste which is Non-Target Recyclable Materials (Based on Samples) - used for Refuse Derived Fuel

District ● Other Lincolnshire LA's ● SKDC



Food Waste Tonnage by Reporting Period



Reporting Period: Apr 2021 to Jun 2021

Commentary/Implications

Full Waste data for Q2 2021/22 is unavailable at the current time. Fly tipping, food waste and missed bins data presented on this page however is available and Q2 is included in the charts on this page.

For Quarter 1 of 2021/22 the volume of household residual waste came in under the target of 45 tonnes per household. The figure of 43.66 tonnes achieved is considered positive as the aim is to reduce this volume as far as possible under the target figure.

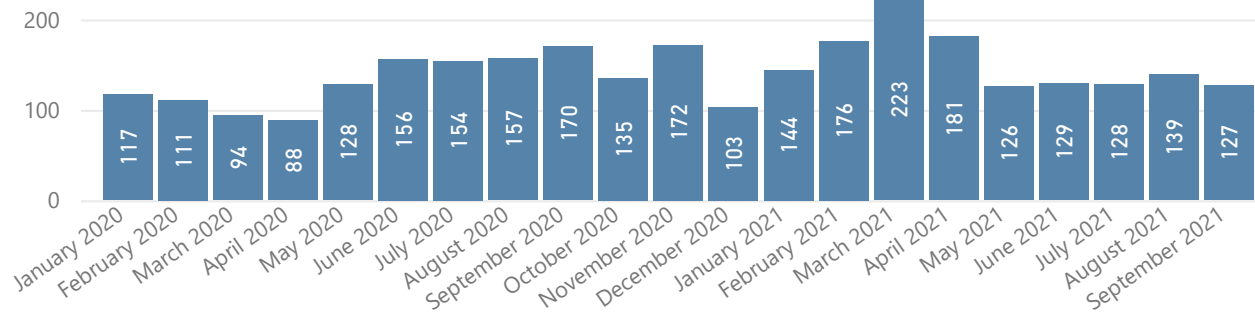
Household waste collected in the black bins or pink bags is sent to the Energy from Waste (EfW) plant at North Hykeham where it is used as a fuel to produce electricity. The contamination in the silver bins or clear bags is used as Refuse Derived Fuel (RDF) where it is used directly as fuel, usually at a cement works. None of our waste is sent to landfill (except in exceptional circumstances where the EfW plant is non-operational).

The Recycling, Re-use and composting rate of 42.63 is slightly above the target of 42.5%. Again, this is positive as the Council and Lincolnshire Waste Partnership seek to increase this rate. This Q1 figure is supported by strong Garden Waste collection performance, a service which continues to grow across the district.

Finally the volume of non-target materials collected in the recycling streams is above the target of 30%. The aim is to reduce this figure as far as possible, and is based on sampling of collected waste. The achieved figure of 31.19% is however lower than the figure achieved by other members of the Lincolnshire Waste Partnership.

The increase in fly tipping continues to have a significant impact on the service with 830 cases in the first half of 2021/22, down slightly compared to 853 in the same period of 2020/21. It is hoped that this reduction continues as tip opening times, capacity and peoples habits return to normal following the pandemic.

Number of Fly Tipping Incidents by Reporting Period



Bins Not Collected by Reporting Period

